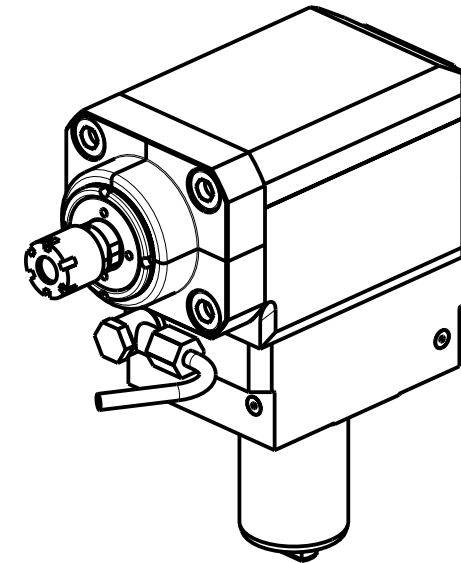
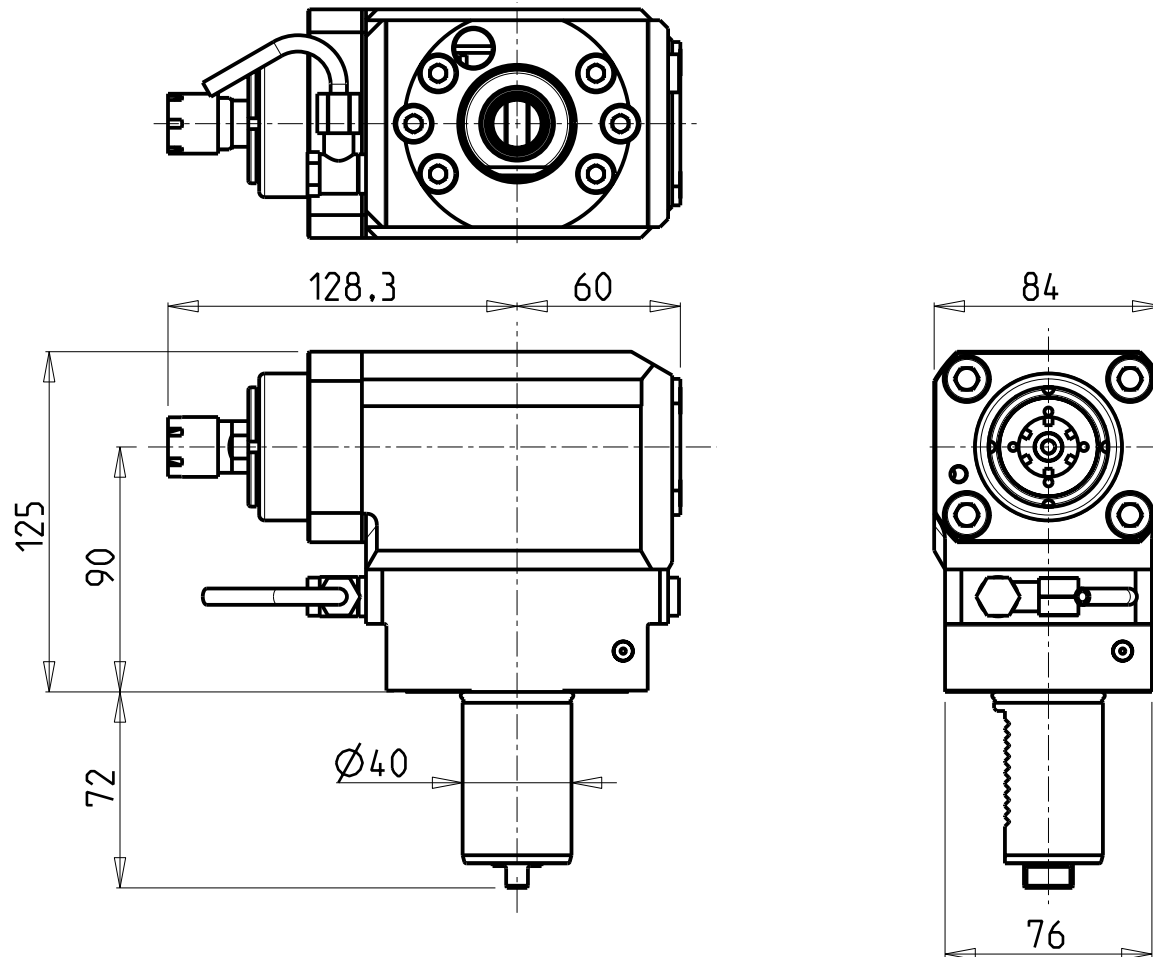


ATTENZIONE - ATTENTION - ACHTUNG

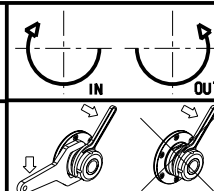
- Per lo smontaggio degli utensili utilizzare sempre la chiave di contrasto come indicato nel manuale d'uso.
- For disassembly of the tools use always the contrast key as mentioned in the user instructions.
- Fuer das Abmontieren der Werkzeuge immer den Gegenschluessel benutzen wie in der Bedienungsanleitung erwaeht.



Cod. MT	Mandrino Spindle Spindel	I	RPM	Coppia Max Max Torque Max Drehmoment	Lubrificazione est. Ext. coolant Aussenkuhlung	CHIAVI INCLUSE Keys included Schluessel einbegriffen	
TKW 0261016	ER16	1:3	18000	10Nm	X	CHUB17	CHMNER16

TAKISAWA
MOD: TMM200/250 - TNR200

MODULO MOTORIZZATO ASSIALE PER CONTROMANDRINO MOLTIPLICATO I=1:3 VDI40 H=90mm
Axial geared-up I=1:3 driven tool for subspindle VDI40 H=90mm
Axial angetriebenes Werkzeug fuer Gegenspindel uebersetzt I=1:3 VDI40 H=90mm



M.T. srl
Via Casino Albini 480
Tel. 0541/956034-957884
Fax 0541/956341
47842 S. GIOVANNI IN M. (RN)
e-mail: mtma@mtmarchetti.com
http://www.mtmarchetti.com



PAGINA TKW 209-3-10

Subject to change without notice.

09/2023