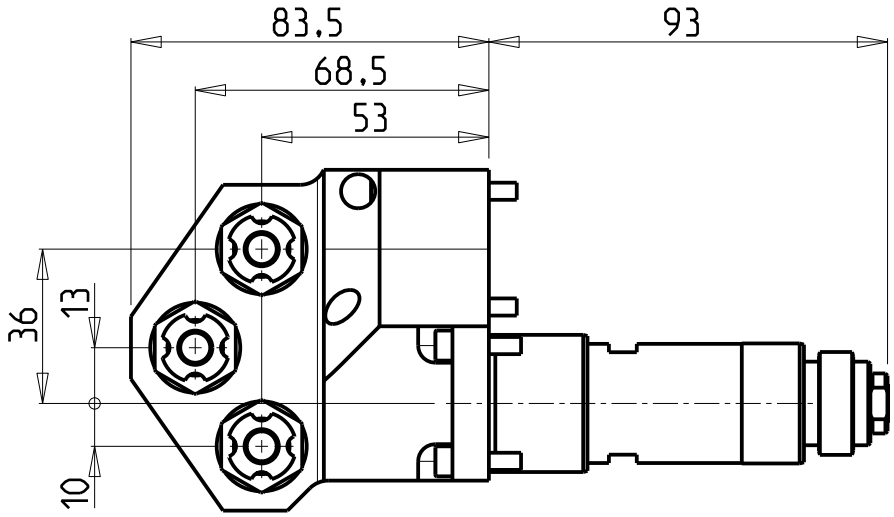

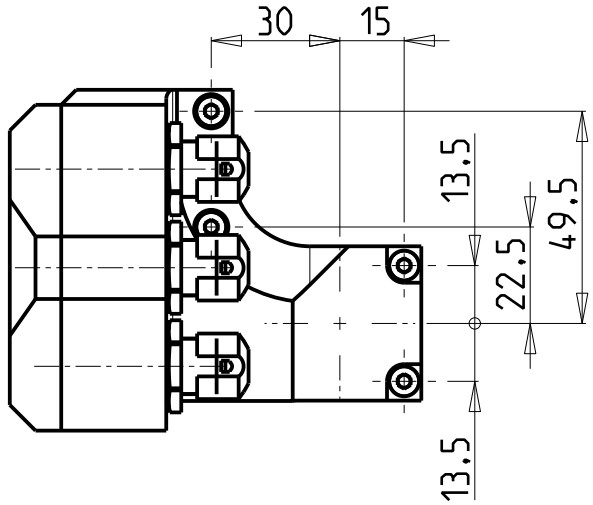

ATTENZIONE - ATTENTION - ACHTUNG

- Per lo smontaggio degli utensili utilizzare sempre la chiave di contrasto come indicato nel manuale d'uso.
- For disassembly of the tools use always the contrast key as mentioned in the user instructions.
- Fuer das Abmontieren der Werkzeuge immer den Gegenschluessel benutzen wie in der Bedienungsanleitung erwaehnt.

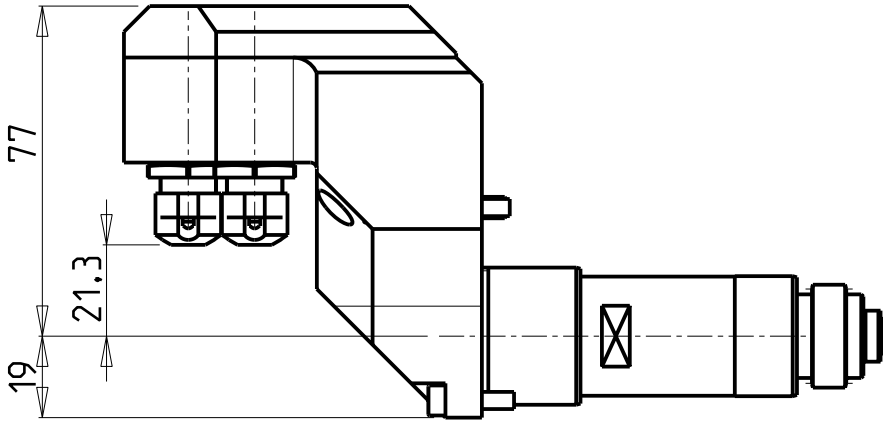

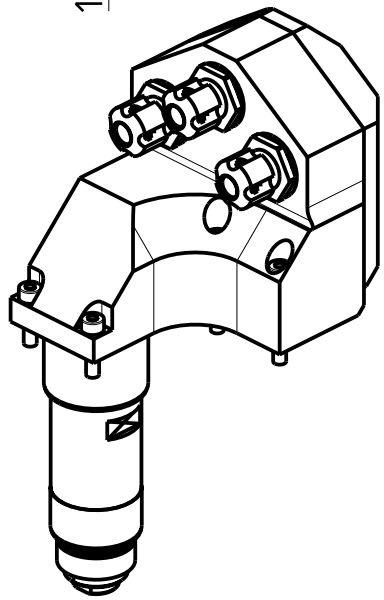

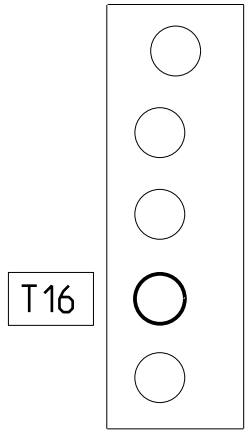

Cod. MT	Mandrino Spindle Spindel	I	RPM	N°Utensili N°Tools N°Werkzeuge	Lubr.esterna Ext. coolant Aussenkeuhlung	CHIAVI NON INCLUSE Keys not included Schluessel nicht einbegriffen	
SPC0991000	ER11	1:1	6000	3	X	CHMNER11	CHUB19_SP3

NOMURA

MOD: NN20J - NN20J2 - NN20JS

MODULO MOTORIZZATO ASSIALE 3 USCITE

Axial multiple 3 outlet driven tool

Axial angetriebenes Mehrspindel-Werkzeug 3 Ausgaenge

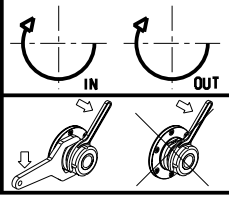

M.T. srl
Via Casino Albini 480
Tel. 0541/956034-957884
Fax 0541/956341
47842 S. GIOVANNI IN M. (RN)
e-mail: mtma@mtmarchetti.com
http://www.mtmarchetti.com

NOM265-1-10

Subject to change without notice.

09/2024